




Identify the properties of solids, liquids, and gases.

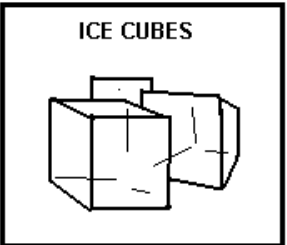
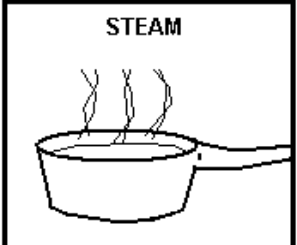
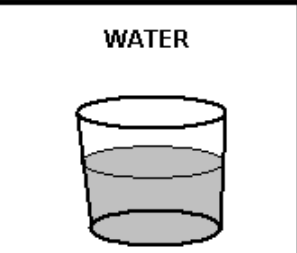
SOLID	LIQUID	GAS

Identify the properties of solids, liquids, and gases.

SOLID	LIQUID	GAS
<p>The shape does not change.</p> <p>Molecules are held tightly together and vibrate slowly.</p> <div data-bbox="233 857 573 1154"><p>ICE CUBES</p></div>	<p>The substance takes the shape of the container.</p> <p>Molecules are held loosely together and vibrate rapidly.</p> <div data-bbox="875 857 1215 1154"><p>WATER</p></div>	<p>It has no shape.</p> <p>Molecules are not connected and are in constant motion.</p> <div data-bbox="1520 862 1860 1159"><p>STEAM</p></div>

Use a scientific thermometer to record the temperature of ice as it slowly melts at room temperature and then evaporates. Depending on the room temperature, you may need to heat it slowly on the lowest setting of your stove to evaporate the water.

Chemistry 9 Information Pieces

<p>The substance takes the shape of the container. C-9</p>	<p>ICE CUBES</p>  <p>C-9</p>
<p>Molecules are held loosely together and vibrate constantly. C-9</p>	
<p>The shape does not change. C-9</p>	<p>STEAM</p>  <p>C-9</p>
<p>Molecules are held tightly together and vibrate slowly. C-9</p>	
<p>It has no shape. C-9</p>	<p>WATER</p>  <p>C-9</p>
<p>Molecules are not connected and are in rapid motion. C-9</p>	

To Make Your MatchCard more durable:

- 1. Put the student MatchCard and instructor MatchCard back to back in a clear plastic page protector.*
- 2. Laminate the information pieces. Or you can make them sturdier by covering the paper with transparent tape prior to cutting the pieces out.*
- 3. For more ideas on how to use the MatchCards, and for keeping a notebook for review, see the Instructor's Guide.*