


Compare static electricity and current electricity.


Balloon Rubbed Against a Rug




A Battery



Electrical Cord



A Comb Run Through Long Hair



Light & Energy Information Pieces

STATIC ELECTRICITY

LE-10

STATIC ELECTRICITY

LE-10

CURRENT ELECTRICITY

LE-10

CURRENT ELECTRICITY

LE-10

To Make Your **MatchCard** more durable:

1. Put the student MatchCard in a clear plastic page protector.
2. Laminate the information pieces. You can also make them sturdier by covering the paper with transparent tape prior to cutting the pieces out.
3. For more ideas on how to use the Match-Cards, and for keeping a notebook for review, see the Instructor's Guide.
4. The Complete Light & Energy Unit Study provides the student worksheets, answer key, and teaching activities for this and 15 other objectives. See the website for more information.